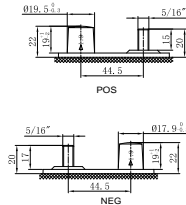
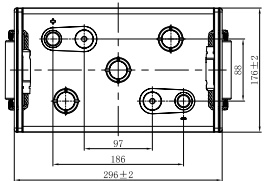
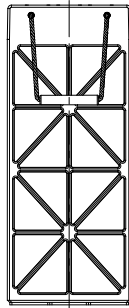
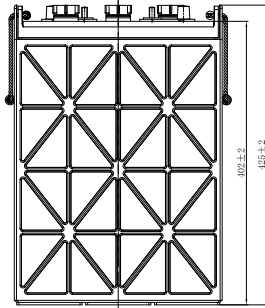


DT SERIES FLOODED BATTERY

DT-L16 (6V420Ah)



CHARACTERISTICS

Item	Specifications	
Voltage	6V	
Dimension	Length	296mm (11.7inches)
	Width	176mm (6.93inches)
	Container Height	402mm (15.8inches)
	Total Height	425mm (16.7inches)
Approx Weight	52kg (114.6lbs)	
Terminal	DT(5/16")	
Container Material	PP	
Rated Capacity	20HR	420Ah
	5HR	344Ah
Reserve Capacity	25A	850min
	75A	220min

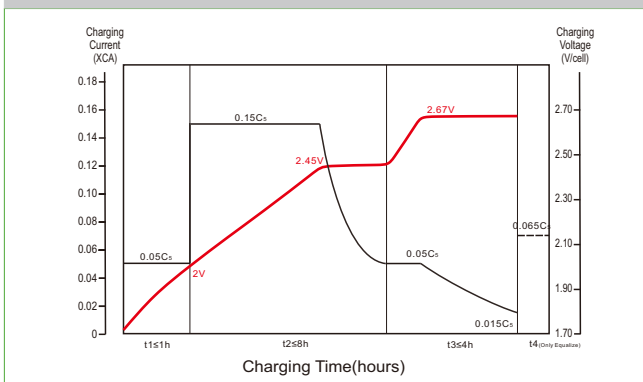
GENERAL FEATURES

- Long cycle service life, strong recovery ability of deep discharge
- Low risk of thermal runaway, easy maintenance
- High energy, low internal resistance, low self-discharge
- Reliable sealing structure ensures no leakage during use
- Special design and structure increase battery performance
- The special alloy improves the corrosion resistance of the plate increases the service life and good deep discharge performance

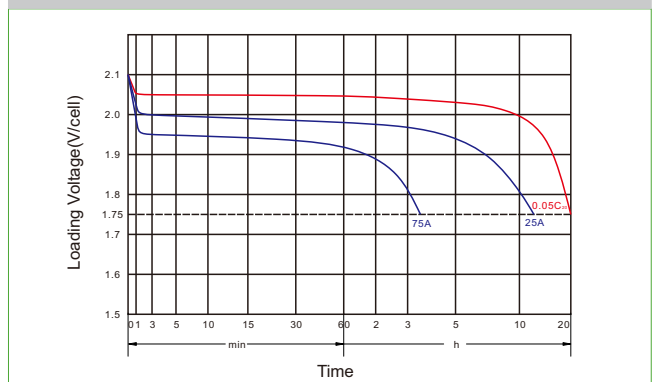
APPLICATIONS

- Electric vehicle
- Cleaning equipment
- Golf cart
- AWP
- Sightseeing bus
- Marine&RV

Charging Characteristics



Discharge Characteristics



Designed in compliance with applicable BCI standard.
Tested in compliance to BCI standard.

Leoch International Technology Ltd.
www.leoch.com

Leoch Batteries Pte Ltd
www.leoch.sg

Leoch Battery Corporation
www.leoch.us

Leoch Europe S.A.
www.leoch.eu